



Brainfoo - Bird whistle / animal call

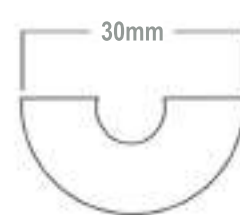
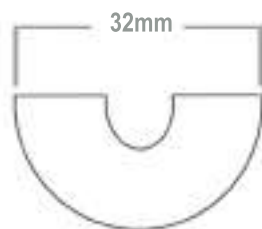
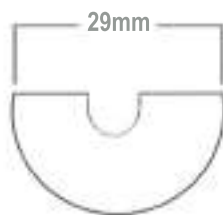
Random stimulation
for the brain

How to play the bird whistle...

1. Place on the tongue with the flat side outwards, latex side up, or down (try swapping occasionally).
2. Position the whistle in the roof of your mouth, either in the middle, or, just forwards of middle.
3. Gently hold the whistle in place with your tongue, but allow a small gap for the air to pass.
4. Make a repeated hissing sound until a whistle is produced, then fine tune and experiment.

I am your template

Cut inside the lines and draw around me, or glue me to cardboard.



These three templates have been digitally scanned from working whistles.

The whistle on the left was my favourite template.

WARNING

Any small parts like this placed into the mouth could be a potential choking hazard. Keep this bird whistle away from small children and animals.